TAURANGA GIRLS COLLEGE
YEAR 9 HOMEWORK SHEET
Series C Sheet 3
TGC Values: Respect, Participation, Pride

Name: _____

Due Date: _____

1.

	30	45	34	37	29	37	55	74	87	97
double										

2.

	80	90	180	86	146	78	56	168	132	176
halve										

3.

	10	4	5	7	8	12	11	6	3	9
x 3										

4.

	14	49	35	21	56	70	28	63	42	0
÷ 7										

Use the numeracy strategy to complete these calculations:

5. 53 x 6 = 50 x 6 + 3 x 6
=
=

6. 74 x 8 = 70 x 8 + ...
=
=

7. 83 x 4 = ... + ...
=
=

Complete these calculations:

8. 20 x 700 =

9. 500 x 46 =

10. $(80)^2$ =

11. 56 x 50 =

12. $(40)^2$ =

Numeracy Total: _____ / **12**

KEY SKILLS:

1. In the number 123.456 what digit is in the *thousandths* column? _____

2. Round 0.726 to the nearest *tenth* _____

3. Write *three tenths* as a decimal _____

4. Insert < or > to make it a true statement:
71.45 ____ 71.6

5. a. $^{-}4 + {}^{-}3 =$
b. $^{-}4 \times {}^{-}3 =$

6. $(4 + 5)^2 =$ _____

7. Complete this equivalent fraction: $\frac{2}{5} = \frac{8}{_}$.

8. What *fraction* is shown by the point B on the number line below? _____

9. 4.8 + 1.4 =

10. 4 – 0.6 =

11. Complete this number pattern:

6, 12, 24 , _____ , _____

12. 8½ km = _____ m

13. How many kilogrammes are there in *one tonne*? _____

14. How many *millilitres* are there in *one litre*? _____

15. If m = 8 give the value of m^2

_____

16. If g + 7 = 71, what value is g?
g = _____

17. Give the size of the angles marked x

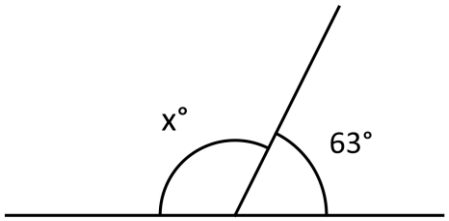

x = _____

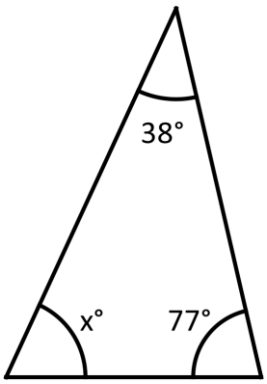

x = _____

18. Draw in the mirror line (axis of symmetry) of this picture:

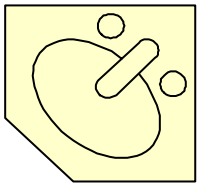

Key Skills Total: _____ ***/ 20***

CURRENT WORK:

The right foot length of some year 9 girls was collected.
The distances to the nearest centimetres were:

20, 21, 22, 22, 22, 23, 24, 26, 26, 25, 25, 20, 21, 21, 23, 23, 24, 24, 26

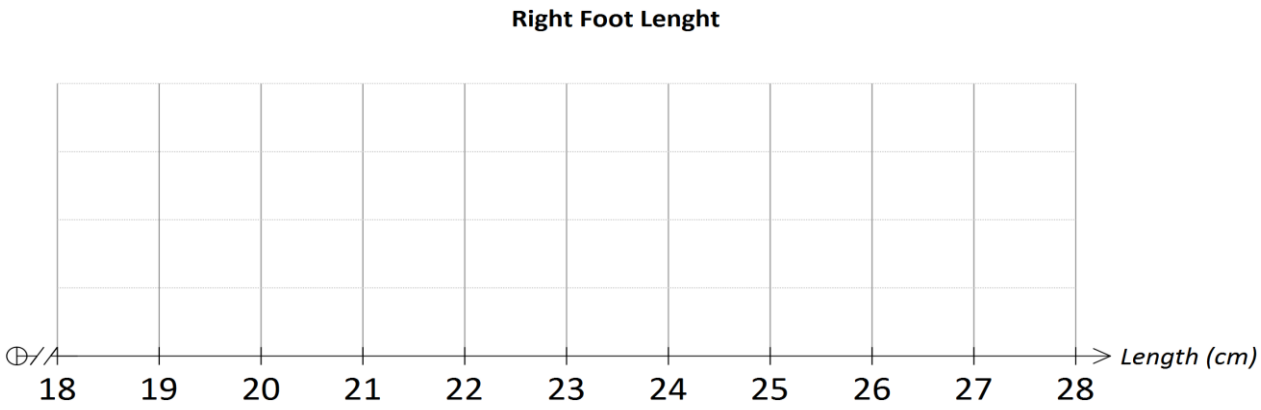

1. Present the lengths on a dot plot
2. How many lengths were recorded? _____
3. What is the **range** of lengths? _____
4. What is the **mode** of the lengths? _____
5. What is the **median** length? _____

The resting pulse rates (in bpm) were recorded for 17 boys in gym class before they exercised. The dot plot shows the results.

6. What is the range of the data? _____
7. What is the mode of the data? _____
8. What is the median of the data? _____
9. The resting pulse rates appear to be clustered in two groups. One cluster is between _____ and _____BPM, the other between _____ and _____ BPM.

Current Work Total: _____ / 9

APPLICATIONS AND PROBLEM SOLVING

These questions use the Problem Solving Skill *Find a Pattern*

1. Look for a pattern and then complete the next four in each sequence

a) 2, 5, 8, 11, _____ , _____ , _____ , _____

b) A, C, E, G, _____ , _____ , _____ , _____

c) AL, BM, CN, DO, _____ , _____ , _____ , _____

d) 1, 2, 4, 7, 11, _____ , _____ , _____ , _____

e) 1, 4, 9, 16, _____ , _____ , _____ , _____

2. Find a pattern and work out the missing numbers in this table

9	11			14	8
6	4	2	5		
3	7	4	1	8	
18		8		48	15



3. Complete this pattern:

1 x ____ + 2 = 11

12 x ____ + 3 = 111

123 x ____ + ____ = ____

1234 x ____ + ____ = ____

12345 x ____ + ____ = ____

*Applications and problem solving Total: _____ / **6***

Overall Total: ____+____ + ____ + ____ = ____ /47

Parent Signature: